



No : 521/OJ/SPT-PM/IX/2019  
Perihal : Penawaran Harga

Jakarta, 06 September 2019

**Kepada Yth.**  
**Direktur**  
**RS Mata Undaan**  
**Jl. Undaan Kulon No.19 Surabaya**  
**Jawa Timur 60274**  
**Telp. 031 – 5319619**

Up. Ibu Lely

Dengan hormat,  
Bersama ini kami PT. Ophthalindo Jaya yang bergerak dibidang supplier alat – alat kesehatan dan barang habis pakai untuk spesialis kedokteran mata mengajukan penawaran harga sebagai berikut :

No.	Part. No.	Nama Barang
1	REI-E#15120SET	<b>Xcel 255 Slit Lamp – Reichert; USA</b> Spesifikasi : Microscope Galilean Maginification Change 3 step rotation Eyepiece 12.5x Maginification Ratio 10x, 16x, 25x PD Range 48.5 – 80 mm Dioptic Adjustment $\pm 5$ Slit Width 0 – 13.5mm Slit Length 0 – 13.5mm Slit Apertures 0.6, 5.8, 9, 13.5mm Slit Rotation 0 - 180° Filters Red free, Cobalt blue, heat absorbing
		<b>Harga :</b> Rp. 161.220.000,- <b>Disc.35% :</b> Rp. 56.427.000,- <b>Harga Nett :</b> Rp. 104.793.000,-
8	REI-A#12598	<b>CT210 Tonometer, 870 Style – Reichert; USA</b> Spesifikasi : Mounts easily on slit lamp microscope Unique swing-down positioning Calibration verification rod included Measurement range : 0 – 80 mmHg Measurement accuracy : $\pm 0.6$ mmHg Compact
		<b>Harga :</b> Rp. 55.050.000,- <b>Disc.35% :</b> Rp. 19.267.500,- <b>Harga Nett :</b> Rp. 35.782.500,-

**PT. OPHTHALINDO JAYA**

MGK Kemayoran Kantor Blok A No. 8-9,  
Jalan Angkasa Kav B-6, Kota Baru, Kemayoran,  
Jakarta Pusat 10610 - Indonesia

+62-21 2937 1382 [Phone] | +62-21 2937 1381 [Fax] | +62 8211 0628 189  
info@ophthalindojaya.com | www.ophthalindojaya.com



**OPHTHALINDO**

No : 521/OJ/SPT-PM/IX/2019

Jakarta, 06 September 2019

**Ketentuan :**

1. Harga dalam mata uang Rupiah dan belum termasuk PPN 10%.
2. Harga berlaku 3 bulan sejak surat ini dikeluarkan.
3. Franko Surabaya.

Demikian penawaran ini kami ajukan, atas perhatian dan kerjasamanya diucapkan terima kasih.

PT. Ophthalindo Jaya



**Agung Kristantyo. B**  
**Product & Sales Manager**

**Contact Person :**

**Bapak Petrus 0811 307 621**

# Xcel<sup>®</sup> 255 & 455 Slit Lamps

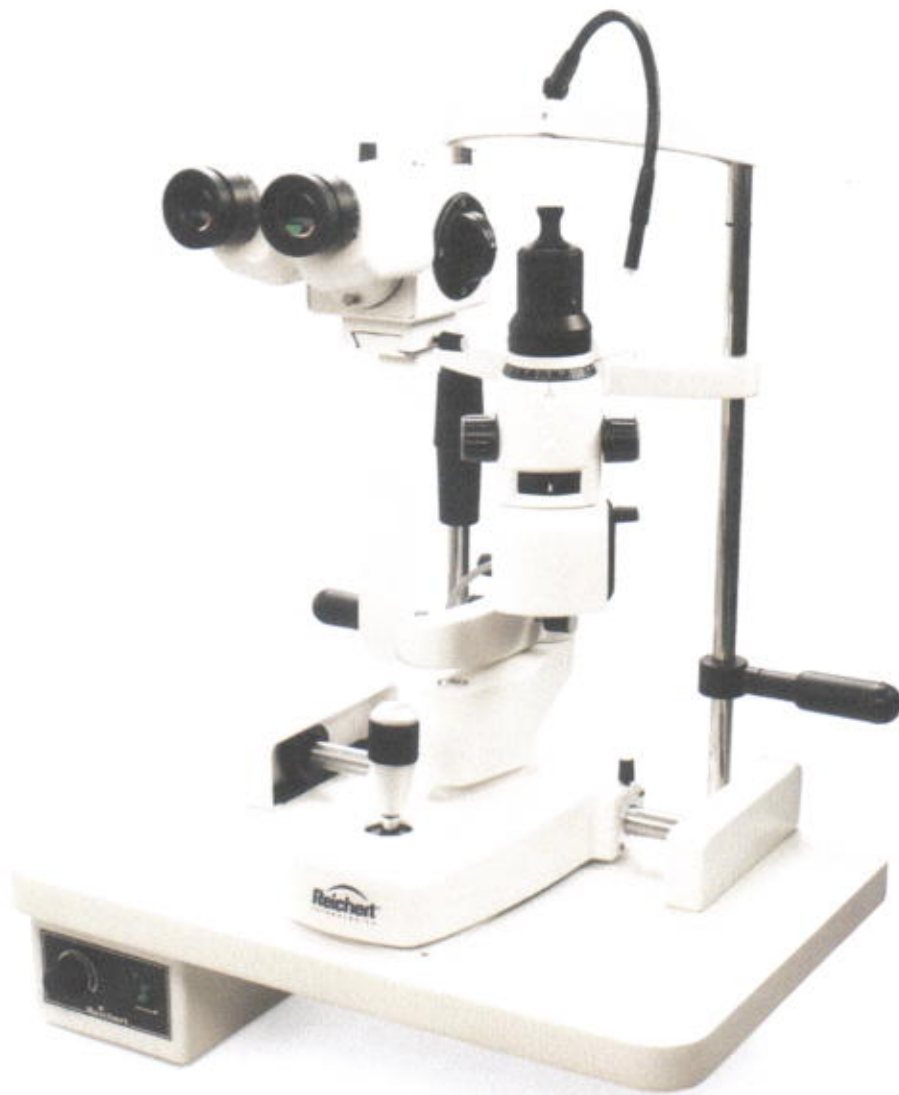
Where performance  
and value converge.



**Reichert**<sup>®</sup>  
TECHNOLOGIES

Advancing Eye Care. American Innovation. • [www.reichert.com](http://www.reichert.com)

**AMETEK**<sup>®</sup>



# Xcel<sup>®</sup> 255 Slit Lamp

---

- Compact design
- High efficiency multilayer optical coatings for enhanced light transmission
- Wide-field optics
- Halogen illumination
- 3 step magnification 10x, 16x, 25x
- Feather-touch XYZ joystick
- 12.5x magnification eyepieces
- Red free, cobalt blue, heat absorbing, neutral density filters

## Xcel® 255 Slit Lamp

---

Reichert Xcel Slit Lamps utilize high quality optics, providing clarity and detail that will meet the needs of even the most discriminating operator. The feather-touch XYZ joysticks, convenient controls, and ergonomic design, combined with top quality materials and meticulous assembly, ensure years of comfortable, enjoyable use. The outstanding optical performance, features and quality make the Reichert Xcel series comparable to the world's elite slit lamps.



*The available **CT210** Contact Tonometer can be easily mounted on the Xcel 255.*

# Xcel® 255 Slit Lamp Specifications

---

## Catalog Numbers

15120 Xcel 255 Slit Lamp	15122 1-Port Beam Splitter	12588 6V 20W Halogen Lamp
12597 CT210 Tonometer Mount	12598 CT210 Tonometer	12596 Tonometer Prism

## Microscope

Microscope Type	Galilean
Magnification Change	3 step rotation
Eyepiece	12.5x
Magnification Ratio	10x, 16x, 25x
Fields of View	25, 15, 10 mm
PD Range	48.5 - 80 mm
Diopter Adjustment	±5
Working Distance	107.7 mm

## Slit Lamp

Slit Illumination	6V 20W halogen
Slit Width	0 - 13.5mm
Slit Length	0 - 13.5 mm
Slit Apertures	0.6, 5.8, 9, 13.5 mm
Slit Rotation	0 – 180°
Slit Inclination	-5°, -10°, -15°, -20°
Filters	Red free, cobalt blue, heat absorbing
Illuminance Range	0 to >50000 lux

## Base Movement Ranges

Longitudinal (In/Out)	90 mm
Lateral (Left/Right)	107 mm
Vertical (Up/Down)	30 mm

## Chinrest

Fixation Lamp	White LED
Vertical Movement	80 mm

## Power


## Xcel® 255 Slit Lamp

---

Reichert Xcel Slit Lamps utilize high quality optics, providing clarity and detail that will meet the needs of even the most discriminating operator. The feather-touch XYZ joysticks, convenient controls, and ergonomic design, combined with top quality materials and meticulous assembly, ensure years of comfortable, enjoyable use. The outstanding optical performance, features and quality make the Reichert Xcel series comparable to the world's elite slit lamps.



*The available **CT210** Contact Tonometer can be easily mounted on the Xcel 255.*



# Xcel<sup>®</sup> Slit Lamps

Where performance and value converge.



[www.reichert.com](http://www.reichert.com)

Call Reichert at +1 716-686-4500, toll-free 1-888-849-8955,  
or contact your Authorized Reichert Technologies Distributor.  
3362 Walden Avenue, Depew, NY 14043 USA  
© 2015 AMETEK, Inc. & Reichert, Inc. 15120-110-Rev-B





## CT100/CT210

### Contact Applanation Tonometers

*Accurate, repeatable, and durable Goldmann-style tonometers.*

## CT100/CT210, Applanation Tonometers


Considered the standard for measuring intra-ocular pressure, applanation tonometry is based on the measurement of the force necessary to flatten a constant surface area (3.06 mm) of the cornea. Reichert offers two contact applanation tonometers that will suit any exam room – the **CT100** and **CT210**. The tonometers conveniently mount on a slit lamp and offer an accurate IOP measurement at 10x magnification. Both tonometers offer consistent measurements from 0-80 mmHg, are easy to calibrate, and take up no additional space in your office.

The Reichert name ensures a high quality, reliable instrument you can count on every time.



### CT210

The CT210 mounts on a compact-style slit lamp and swings down into position when required. In its parked position, the CT210 does not interfere with the normal diagnostic use of the slit lamp.

- Mounts easily on slit lamp microscope
- Unique swing-down positioning
- Calibration verification rod included
- Measurement range: 0 - 80 mmHG
- Measurement accuracy:  $\pm 0.6$  mmHg
- Compact
- Made in the USA 



### CT100

The CT100 mounts on a tower-style slit lamp and swings into position when required. The prism is viewed through the microscope objective. The tonometer can be easily removed allowing for other attachments.

- Classic, robust design
- Easily mounted on your slit lamp
- Calibration verification rod included
- Measurement range: 0 - 80 mmHG
- Measurement accuracy:  $\pm 0.5$  mmHg
- Mount included

## Catalog Numbers

<b>12598</b>	CT210 Tonometer
<b>12591</b>	CT100 Tonometer
<b>12597</b>	CT210 Tonometer Mount for Xcel 255
<b>12576</b>	CT210 Tonometer Mount for Xcel 200/250
<b>12596</b>	Tonometer Prism

**Call your authorized Reichert Ophthalmic Instruments Distributor today.**

#### Important Notice

For your own protection, only purchase your Reichert Ophthalmic Instruments from and have them serviced by an Authorized Reichert Distributor.

CT210-0509 ©2009 Reichert, Inc. Specifications subject to change without notice.

**Reichert**<sup>®</sup>  
Ophthalmic Instruments

Reichert, Inc.  
3362 Walden Avenue, Depew, NY 14043  
Toll Free: 888-849-8955 • Tel: (716) 686-4500  
Fax: (716) 686-4545 • [www.reichert.com](http://www.reichert.com)

**ISO 9001 Certified**

Reichert products are designed and manufactured under quality processes meeting ISO 9001 requirements.


# RUMAH SAKIT MATA UNDAAN SURABAYA PERMINTAAN BARANG MEDIS NON RUTIN

UNIT : Rawat jalan


TANGGAL : 4/3/2020

NO	NAMA BARANG	MEREK	NO. KATALOG	JUMLAH	PERKIRAAN HARGA	KONDISI BARANG LAMA
1	Stiklami + Aklaras	Reichert		1		Penambahan

Menyetujui  
Ka. Unit ..... Rawat jalan .....

  
( A. Lely Rochmah )

Mengetahui,  
Wadir Yan Medik

  
( dr. Ria Sylvia, SpM )

Pemohon

( )

Ka. Ins. Farmasi

  
( Intan Kusumawati )

# Formulir Hasil Trial Perbekalan Farmasi



RS Mata Undaan  
Care and Smile

Tanggal Trial : 17 - 2 - 2020  
Nama User : dr. Dyah Kusuma A Sp.M  
Nama Supplier / Distributor :  
Alamat Lengkap Supplier / Distributor :  
Telp / HP Supplier / Distributor No :

Nama Produk	No. Batch	Harga Beli	Quantity	Keterangan / Komposisi Produk
Stit lamp aplanasi			1	

Penjelasan Hasil Trial :

\* Lingkari pada pilihan Yes / No

Rekomendasi User teradap Produk :

Yes

No

NAMA & PARAF  
  
dr. DYAH KUSUMA. A, Sp.M  
SIP: 503.445/02075/1/1/PDS/436.7.2/2017

Catatan Lain :

# Formulir Hasil Trial Perbekalan Farmasi



RS Mata Undaan  
Care and Smile

Tanggal Trial : 15 - 2 - 2020  
Nama User : dr. Dewi Rosarina, SpM.  
Nama Supplier / Distributor :  
Alamat Lengkap Supplier / Distributor :  
Telp / HP Supplier / Distributor No :

Nama Produk	No. Batch	Harga Beli	Quantity	Keterangan / Komposisi Produk
Slit lamp aplanasi			1	

Penjelasan Hasil Trial :  
- tonometer aplanasi yg menyatu dgn slit lamp nya ok.

\* Lingkari pada pilihan Yes / No

Rekomendasi User teradap Produk :

Yes  No

dr. Dewi Rosarina, SpM  
NAMA & PARAF  
SIP : 503.446/01649/HP.DS/436.7.2/2019

Catatan Lain :

\_\_\_\_\_

\_\_\_\_\_



RS Mata Undaan  
Care and Smile

### Formulir Hasil Trial Perbekalan Farmasi

Tanggal Trial : 18 - 2 - 2020

Nama User : dr. Sahata, SpM

Nama Supplier / Distributor : \_\_\_\_\_

Alamat Lengkap Supplier / Distributor : \_\_\_\_\_

Telp / HP Supplier / Distributor No : \_\_\_\_\_

Nama Produk	No. Batch	Harga Beli	Quantity	Keterangan / Komposisi Produk
Slit lamp aptanasi			1	

Penjelasan Hasil Trial :

- fokus blur  
- 200h blur  
- visus field Lukey

\* Lingkari pada pilihan Yes / No

Rekomendasi User teradap Produk :

Yes

No

NAMA & PARAF

dr. Sahata R.F.N. SpM

SIP:503.446/013101/P.DS/06.7.2/2018

Catatan Lain :

\_\_\_\_\_

\_\_\_\_\_