

PT FUJITEC INDONESIA

Grand Aries Niaga, Jl. Taman Aries Blok G1 No. 1A-1B, Kembangan
Jakarta Barat - Indonesia - 11620
Tel. 021-29319313 Fax. 021-29319316
Website : www.fujitec.com

KWITANSI

No. : C2103266

Sudah Terima Dari PERHIMPUNAN PERAWATAN PENDERITA PENYAKIT
Banyaknya Uang Dua Juta Enam Ratus Empat Puluh Ribu Rupiah.
Untuk Pembayaran Invoice No. C2103266

PEMBAYARAN DIANGGAP LUNAS APABILA UANG SUDAH MASUK KE NO. REKENING
PT. FUJITEC INDONESIA

Jakarta, 10 Maret 2021



Jumlah Rp. # 2.640.000,00 #

22/3
Ani Sukowati
Manager Accounting

PT FUJITEC INDONESIA

Grand Aries Niaga, Jl. Taman Aries Blok G1 No. 1A-1B, Kembangan
 Jakarta Barat - Indonesia - 11820
 Tel. 021-29319313, Fax. 021-29319316
 Website : www.fujitec.com

INVOICE**No. C2103266**

Kepada Yth.
PERHIMPUNAN PERAWATAN PENDERITA PENYAKIT
 JL. UNDAAN KULON 19, PENELEH, GENTENG SURABAYA 60274
 No Telp.

Tanggal : 10/03/2021
 Mata Uang : IDR
 No. PO : -
 Tgl PO : -
 Cara Pembayaran : Kredit 30 Hari
 Tgl Jatuh Tempo : 09/04/2021
 Halaman : 1/4

No.	Keterangan	Jumlah
1	LIFT MAINTENANCE SERVICE AT RS MATA UNDAAN PERIODE FEBRUARI 2021	2.400.000,00

Please transfer to :

Name : PT. FUJITEC INDONESIA

A/c No. : 709 002 7772 (Rp)

Bank : BCA Branch Rantai Mulia Kencana

A/c No. : 1011952501 (Rp)

Bank : PT Bank BTPN Tbk

Menara BTPN Lt. 37

Jl. Dr. Ide Anak Agung Gde Agung lot 5.5-5.6

A/c No. : 789 7777 45 (Rp)

Bank : PT. Bank Negara Indonesia (Persero) Tbk

Cabang : KCP PURI KENCANA

Sub Total	2.400.000,00
DPP	2.400.000,00
PPN	240.000,00
Total	2.640.000,00

Hormat kami,



Ani Sukowati
 Manager Accounting

Faktur Pajak

Kode dan Nomor Seri Faktur Pajak : 010.004-21.24865047		
Pengusaha Kena Pajak		
Nama : PT FUJITEC INDONESIA Alamat : JALAN TAMAN ARIES RUKAN GRAND ARIES NIAGA BLOK G1 NO. 1A-1B , JAKARTA BARAT NPWP : 01.084.628.5-217.000		
Pembeli Barang Kena Pajak / Penerima Jasa Kena Pajak		
Nama : PERHIMPUNAN PERAWATAN PENDERITA PENYAKIT Alamat : JL. UNDAAN KULON 19, PENELEH, GENTENG SURABAYA 60274 NPWP : 01.479.766.6-611.000		
No.	Nama Barang Kena Pajak / Jasa Kena Pajak	Harga Jual/Penggantian/Uang Muka/Termin
1	LIFT MAINTENANCE SERVICE AT RS MATA UNDAAN PERIODE FEBRUARI 2021 Rp 2.400.000 x 1	2.400.000,00
Harga Jual / Penggantian		2.400.000,00
Dikurangi Potongan Harga		0,00
Dikurangi Uang Muka		0,00
Dasar Pengenaan Pajak		2.400.000,00
PPN = 10% x Dasar Pengenaan Pajak		240.000,00
Total PPnBM (Pajak Penjualan Barang Mewah)		0,00

Sesuai dengan ketentuan yang berlaku, Direktorat Jenderal Pajak mengatur bahwa Faktur Pajak ini telah ditandatangani secara elektronik sehingga tidak diperlukan tanda tangan basah pada Faktur Pajak ini.

JAKARTA BARAT, 10 Maret 2021



ARIEF SETIAWAN

No Invoice: C2103266

Faktur Pajak

Kode dan Nomor Seri Faktur Pajak : 010.004-21.24865047		
Pengusaha Kena Pajak		
Nama : PT FUJITEC INDONESIA Alamat : JALAN TAMAN ARIES RUKAN GRAND ARIES NIAGA BLOK G1 NO. 1A-1B , JAKARTA BARAT NPWP : 01.084.628.5-217.000		
Pembeli Barang Kena Pajak / Penerima Jasa Kena Pajak		
Nama : PERHIMPUNAN PERAWATAN PENDERITA PENYAKIT Alamat : JL. UNDAAN KULON 19, PENELEH, GENTENG SURABAYA 60274 NPWP : 01.479.766.6-611.000		
No.	Nama Barang Kena Pajak / Jasa Kena Pajak	Harga Jual/Penggantian/Uang Muka/Termin
1	LIFT MAINTENANCE SERVICE AT RS MATA UNDAAN PERIODE FEBRUARI 2021 Rp 2.400.000 x 1	2.400.000,00
Harga Jual / Penggantian		2.400.000,00
Dikurangi Potongan Harga		0,00
Dikurangi Uang Muka		0,00
Dasar Pengenaan Pajak		2.400.000,00
PPN = 10% x Dasar Pengenaan Pajak		240.000,00
Total PPnBM (Pajak Penjualan Barang Mewah)		0,00

Sesuai dengan ketentuan yang berlaku, Direktorat Jenderal Pajak mengatur bahwa Faktur Pajak ini telah ditandatangani secara elektronik sehingga tidak diperlukan tanda tangan basah pada Faktur Pajak ini.

JAKARTA BARAT, 10 Maret 2021



ARIEF SETIAWAN

No Invoice: C2103266

Site Name : RS Mata Undaan

Date : 3 - Feb - 2021
TOTAL OF UNIT : 1 (PE21596)

Time From : 13:00 TO : 14:30 SERVICED BY : YOGG

LOCATION	NO	DESCRIPTION	MAINTENANCE SCHEDULE				LIFT NO.	REMARKS
			1M	3M	6M	12M		
ELEVATOR OPERATION	1	Running Condition : noise, start-up shock, vibration and level accuracy floor	*				1	
	2	Door operation : noise, vibration, multibeam, safety edge, sill condition	*				1	
	3	Car fixture condition : light, fan, COB indicator, car call button and light button & VONIC	*				1	
	4	Hall fixture condition : Hall indicator display and hall call button, hall lantern	*				1	
	5	Check Enhance/EC, set MIC time	*				1	
	6	Check load capacity (by PMC)				*	1	
MOTOR ROOM	7	Check : status entrance door, light, exhaust fan or AC, temperature	*				1	
	8	Check : Interphone MR to Car, Storage state of brake release device and function brake reales	*				1	
	9	Traction machine : check leakage grease, check temperature of Machine (70°C or less), clean	*				1	
	10	Check status cable motor and encoder (wiring, connector, leaf spring) plate spring for fixing Encoder				*	1	
	11	Greasing of motor bearing				*	1	
	12	Main Sheave : check undercut (1mm or more), cracks, grease, no rope streak on the groove			*		1	
	13	Check Brake : noise, vibration, powder of brake pad, without oil at the drum & disk, slip	*				1	
	14	Annual overhaul / inspection brake (must record the results)				*	1	
	15	Governor machine : noise, lubrication, no tauching rope GV, parts damage				*	1	
	16	Control Panel (ARD, COP, SPV, PRU, EOP): water leaking, temperature, cleaning	*				1	
	17	Terminal contactor and relay do not loose connection and corrosion		*			1	
	18	Clean Fan Inverter				*	1	
CAR	19	Car door : check each bolt (marking) was tightened and lubricates moving parts (if necessary)		*			1	
	20	Car door hanger rail : car door hanger rail clean (if necessary), check noise from rail		*			1	
	21	Car door V-belt drive : check tension V-belt, check cracks and damage		*			1	
	22	Car door fixing cable : gap and clearance must be 10mm with parts hoistway		*			1	
	23	Gate switch : check gap GS, car must stop if car door open	*				1	
	24	CTL / OTL : must be turned on before 3 to 4 mm door fully closed / opened, check CTL position	*				1	
	25	Terminal holding : check shaft and bearing roller, rust, noise, crack of roller	*				1	
	26	Terminal holding : lubricate to shaft (if necceary)		*			1	
	27	Door hanger roller : check bearing rollers crack or noise	*				1	
	28	Up thrust rollers / eccentric : Setting must be 0,2-0,4mm		*			1	
	29	Movable cam : Dimension of Movable cam (Fully closed: 60±0.5)		*			1	
	30	Movable cam : Clearance with landing sill, Gap Movable cam and Interlock roller		*			1	
	31	Car guide shoe / roller : check gap, check crack / damage, noise and rust roller				*	1	
	32	Lubricator : Check leaking, oil int the box, clean lubricator and oil if leaking, Check oil condition on rails.	*				1	
	33	Wiring on the top car : avoid damage, proper location of wiring				*	1	
	34	Emergency exit : check function switch CEH and not deactivate when running, check alarm bell	*				1	
	HOISTWAY	35	Sheave car : noise, leaking grease, rope make into groove, lubricate grease			*		1
36		Check clearance between hoistway wiring / travelling cable running elevator				*	1	
37		Check shaft : water leaking, crack walls and abnormal guide rail and bracket				*	1	
38		Check OH sheave : abnormal noise, sheave groove				*	1	
39		Landing door : cleaning door rail (if necessary), check door hanger roller crack and noise	*				1	
40		Up thrust rollers / eccentric : Setting must be 0,2-0,4mm	*				1	
41		The Landing door can close by itself, check end stopper rubber not loose	*				1	
42		Check brake slippage (Stop during inspection operation : within 200mm)	*				1	
43		Check lift not stop when landing door shaken by hand	*				1	
44		Check the lift not running when the landing door is opening (CLS off)	*				1	
45		Check interlock device : clearance horizontal, vertical, contact point allowance	*				1	
46		Check 2IR : Gaps between sensors and floor plates		*			1	
47		Check limit switch : installation and operation, crack, peeling, noise of roller		*			1	
48		Main rope : tension, rust, broken, abrasion length, diameter and clip rope			*		1	
49		Governor rope : rust, broken, rope guide not tauching with governor rope			*		1	
50		Counterweight : frame and weight not contact scratch, cracks, loose bolt				*	1	
51		Sheave counterweight : noise, leaking grease, rope make into groove, lubricate grease			*		1	
52	Guide shoe counterweight : When shaken counterweight, check moving smoothly and retaining bracket untouched to rails				*	1		
53	Giude shoe counterweight : check fixation and abrasion of GIB		*			1		
54	Guide shoe counterweight : check crack, peeling on surface roller, noise		*			1		
PIT	55	Pit : leaking, cleaning and oil pan, function all switch (buffer, TPS, CSS), Run-by	*				1	Reby = 18 cm
	56	Car sheave under car : check noise, grease and rope make into groove			*		1	
	57	Check function overload and Load cell, check gap safety device left and right, interlocking switch				*	1	
	58	Tension pulley governor : cleaning pulley, distance tension pulley to floor pit		*			1	
	59	Compensating chain : check twist, check distance with floor pit (200-300 mm)		*			1	
	60	Compensating rope : check distance sheave compensating to floor, SW to cam to bracket		*			1	
	61	Travelling cable : twist, damage, waving, distance with floor, not nearest to parts		*			1	
	62	Buffer : Check oil level, installation status				*	1	
OTHERS	63	Test Landic (ARD), test emergency light	*				1	
	64	Test seismic sensor, test fire operation, check elvic / WTB if have				*	1	




REMARKS : - Rekomendasi penggantian hall call Lantai 6 (HSA 120004 (w))

24 / 01 / 2021


Sudarto
CUSTOMER

1M = March, May, June, Sept, Nov
3M = Jan, Apr, July, Oct
6M = Feb, August
12M = Dec

✓ = Good
o = Replace or Adjust
x = Damage
- = None

APP. BY	CH. BY	ISS. BY
		

Site Name : PS Plata Undaan

Date : 3 Feb - 2021


Time From : 14:30 TO : 16:30 SERVICED BY : YOGG

TOTAL OF UNIT : 1 (REZ1597)

LOCATION	NO	DESCRIPTION	MAINTENANCE SCHEDULE				LIFT NO.	REMARKS
			1M	3M	6M	12M		
ELEVATOR OPERATION	1	Running Condition : noise, start-up shock, vibration and level accuracy floor	*				2	
	2	Door operation : noise, vibration, multibeam, safety edge, sill condition	*					
	3	Car fixture condition : light, fan, COB indicator, car call button and light button & VONIC	*					
	4	Hall fixture condition : Hall indicator display and hall call button, hall lantern	*					
	5	Check Enhance/EC, set MIC time	*					
	6	Check load capacity (by PMC)				*		
MOTOR ROOM	7	Check : status entrance door, light, exhaust fan or AC, temperature	*					
	8	Check : Interphone MR to Car, Storage state of brake release device and function brake reales	*					
	9	Traction machine : check leakage grease, check temperature of Machine (70°C or less), clean	*					
	10	Check status cable motor and encoder (wiring, connector, leaf spring) plate spring for fixing Encoder				*		
	11	Greasing of motor bearing				*		
	12	Main Sheave : check undercut (1mm or more), cracks, grease, no rope streak on the groove			*			
	13	Check Brake : noise, vibration, powder of brake pad, without oil at the drum & disk, slip	*					
	14	Annual overhaul / inspection brake (must record the results)				*		
	15	Governor machine : noise, lubrication, no tauching rope GV, parts damage				*		
	16	Control Panel (ARD, COP, SPV, PRU, EOP): water leaking, temperature, cleaning	*					
	17	Terminal contactor and relay do not loose connection and corrosion		*				
	18	Clean Fan Inverter				*		
CAR	19	Car door : check each bolt (marking) was tightened and lubricates moving parts (if necessary)		*				
	20	Car door hanger rail : car door hanger rail clean (if necessary), check noise from rail		*				
	21	Car door V-belt drive : check tension V-belt, check cracks and damage		*				
	22	Car door fixing cable : gap and clearance must be 10mm with parts hoistway		*				
	23	Gate switch : check gap GS, car must stop if car door open	*					
	24	CTL / OTL : must be turned on before 3 to 4 mm door fully closed / opened, check CTL position	*					
	25	Terminal holding : check shaft and bearing roller, rust, noise, crack of roller	*					
	26	Terminal holding : lubricate to shaft (if necessary)		*				
	27	Door hanger roller : check bearing rollers crack or noise	*					
	28	Up thrust rollers / eccentric : Setting must be 0,2-0,4mm		*				
	29	Movable cam : Dimension of Movable cam (Fully closed: 60±0.5)		*				
	30	Movable cam : Clearance with landing sill, Gap Movable cam and Interlock roller		*				
	31	Car guide shoe / roller : check gap, check crack / damage, noise and rust roller				*		
	32	Lubricator : Check leaking, oil int the box, clean lubricator and oil if leaking, Check oil condition on rails	*					
	33	Wiring on the top car : avoid damage, proper location of wiring				*		
	34	Emergency exit : check function switch CEH and not deactivate when running, check alarm bell	*					
	35	Sheave car : noise, leaking grease, rope make into groove, lubricate grease			*			
HOISTWAY	36	Check clearance between hoistway wiring / travelling cable running elevator				*		
	37	Check shaft : water leaking, crack walls and abnormal guide rail and bracket				*		
	38	Check OH sheave : abnormal noise, sheave groove				*		
	39	Landing door : cleaning door rail (if necessary), check door hanger roller crack and noise	*					
	40	Up thrust rollers / eccentric : Setting must be 0,2-0,4mm	*					
	41	The Landing door can close by itself, check end stopper rubber not loose	*					
	42	Check brake slippage (Stop during inspection operation : within 200mm)	*					
	43	Check lift not stop when landing door shaken by hand	*					
	44	Check the lift not running when the landing door is opening (CLS off)	*					
	45	Check interlock device : clearance horizontal, vertical, contact point allowance	*					
	46	Check 2IR : Gaps between sensors and floor plates		*				
	47	Check limit switch : installation and operation, crack, peeling, noise of roller		*				
	48	Main rope : tension, rust, broken, abrasion length, diameter and clip rope			*			
	49	Governor rope : rust, broken, rope guide not tauching with governor rope			*			
	50	Counterweight : frame and weight not contact scratch, cracks, loose bolt				*		
	51	Sheave counterweight : noise, leaking grease, rope make into groove, lubricate grease			*			
	52	Guide shoe counterweight : When shaken counterweight, check moving smoothly and retaining bracket untouched to rails				*		
	53	Guide shoe counterweight : check fixation and abrasion of GIB		*				
	54	Guide shoe counterweight : check crack, peeling on surface roller, noise		*				
PIT	55	Pit : leaking, cleaning and oil pan, function all switch (buffer, TPS, CSS), Run-by	*					Run by : 28 an
	56	Car sheave under car : check noise, grease and rope make into groove			*			
	57	Check function overload and Load cell, check gap safety device left and right, Interlocking switch				*		
	58	Tension pulley governor : cleaning pulley, distance tension pulley to floor pit		*				
	59	Compensating chain : check twist, check distance with floor pit (200-300 mm)		*				
	60	Compensating rope : check distance sheave compensating to floor, SW to cam to bracket		*				
	61	Travelling cable : twist, damage, waving, distance with floor, not nearest to parts		*				
	62	Buffer : Check oil level, installation status				*		
OTHERS	63	Test Landic (ARD), test emergency light	*					
	64	Test seismic sensor, test fire operation, check elvic / WTB if have				*		

REMARKS : Re korendasi penggantian hall call lantai 1 (HSA 12000A6)

218 / 296 277


sudianto

CUSTOMER

1M = March, May, June, Sept, Nov
3M = Jan, Apr, July, Oct
6M = Feb, August
12M = Dec

✓ = Good
o = Replace or Adjust
x = Damage
- = None

APP. BY	CH. BY	ISS. BY
