

**PT FUJITEC INDONESIA**

Grand Aries Niaga, Jl. Taman Aries Blok G1 No. 1A-1B, Kembangan  
Jakarta Barat - Indonesia - 11620  
Tel. 021-29319313 Fax. 021-29319316  
Website : www.fujitec.com

**KWITANSI**

**No. : C2203475**

Sudah Terima Dari PERHIMPUNAN PERAWATAN PENDERITA PENYAKIT  
Banyaknya Uang Dua Juta Sembilan Ratus Lima Belas Ribu Rupiah  
Untuk Pembayaran Invoice No. C2203475

PEMBAYARAN DIANGGAP LUNAS APABILA UANG SUDAH MASUK KE NO.  
REKENING PT. FUJITEC INDONESIA

Jakarta, 30 Maret 2022



**Jumlah Rp. # 2,915,000.00 #**

*AS/05/21*

**Ani Sukowati**  
Manager Accounting

**PT FUJITEC INDONESIA**

Grand Aries Niaga, Jl. Taman Aries Blok G1 No. 1A-1B, Kembangan  
Jakarta Barat - Indonesia - 11620  
Tel. 021-29319313, Fax. 021-29319316  
Website : www.fujitec.com

**INVOICE****No. C2203475**

Kepada Yth.  
**PERHIMPUNAN PERAWATAN PENDERITA PENYAKIT**  
JL. UNDAAN KULON 19, PENELEH, GENTENG SURABAYA 60274  
No Telp.

Tanggal : 30/03/2022  
Mata Uang : IDR  
No. PO : -  
Tgl PO : -  
Cara Pembayaran : Kredit 30 Hari  
Tgl Jatuh Tempo : 29/04/2022  
Halaman : 1/1

No.	Keterangan	Jumlah
1	LIFT MAINTENANCE SERVICE AT RS MATA UNDAAN PERIODE MARET 2022	2,650,000.00

Please transfer to :

Name : PT. FUJITEC INDONESIA

A/c No. : 709 002 7772 (Rp)

Bank : BCA Branch Rantai Mulia Kencana

A/c No : 1011952501 (Rp)

Bank : PT Bank BTPN Tbk  
Menara BTPN Lt. 37

A/c No. : 789 77777 45 (Rp)

Bank : PT. Bank Negara Indonesia (Persero) Tbk  
Cabang : KCP PURI KENCANA

A/c No. : 0103.5312.001 (Rp)

Bank : PT Bank Resona Perdania  
Wisma GKBI Suite UG02, 2501, & 2701

<b>Sub Total</b>	2,650,000.00
<b>DPP</b>	2,650,000.00
<b>PPN</b>	265,000.00
<b>Total</b>	2,915,000.00

Hormat kami,



**Ani Sukowati**  
Manager Accounting


Site Name : Rs Mata Unduan.  
Time From : 12.00 TO : 19.00

Date : 2 Maret 2022  
TOTAL OF UNIT : 1 (Blk2)

SERVICED BY : Achi




LOCATION	NO	DESCRIPTION	MAINTENANCE SCHEDULE				LIFT NO.	REMAKS
			1M	3M	6M	12M		
ELEVATOR OPERATION	1	Running Condition : noise, start-up shock, vibration and level accuracy floor	*				2	
	2	Door operation : noise, vibration, multibeam, safety edge, sill condition	*				✓	
	3	Car fixture condition : light, fan, COB indicator, car call button and light button & VONIC	*				✓	
	4	Hall fixture condition : Hall indicator display and hall call button, hall lantern	*				✓	
	5	Check Enhance/EC, set MIC time	*				✓	
	6	Check load capacity (by PMC)				*	✓	
MOTOR ROOM	7	Check : status entrance door, light, exhaust fan or AC, temperature	*				✓	
	8	Check : Interphone MR to Car, Storage state of brake release device and function brake reales	*				✓	
	9	Traction machine : check leakage grease, check temperature of Machine (70°C or less), clean	*				✓	
	10	Check status cable motor and encoder (wiring, connector, leaf spring) plate spring for fixing Encoder				*	✓	
	11	Greasing of motor bearing				*	✓	
	12	Main Sheave : check undercut (1mm or more), cracks, grease, no rope streak on the groove			*		✓	
	13	Check Brake : noise, vibration, powder of brake pad, without oil at the drum & disk, slip	*				✓	
	14	Annual overhaul / inspection brake (must record the results)				*	✓	
	15	Governor machine : noise, lubrication, no tauching rope GV, parts damage				*	✓	
	16	Control Panel ( ARD, COP, SPV, PRU, EOP): water leaking, temperature, cleaning	*				✓	
	17	Terminal contactor and relay do not loose connection and corrosion		*			✓	
	18	Clean Fan Inverter				*	✓	
CAR	19	Car door : check each bolt (marking) was tightened and lubricates moving parts (if necessary)		*			✓	
	20	Car door hanger rail : car door hanger rail clean (if necessary), check noise from rail		*			✓	
	21	Car door V-belt drive : check tension V-belt, check cracks and damage		*			✓	
	22	Car door fixing cable : gap and clearance must be 10mm with parts hoistway		*			✓	
	23	Gate switch : check gap GS, car must stop if car door open	*				✓	
	24	CTL / OTL : must be turned on before 3 to 4 mm door fully closed / opened, check CTL position	*				✓	
	25	Terminal holding : check shaft and bearing roller, rust, noise, crack of roller	*				✓	
	26	Terminal holding : lubricate to shaft (if necessary)		*			✓	
	27	Door hanger roller : check bearing rollers crack or noise	*				✓	
	28	Up thrust rollers / eccentric : Setting must be 0,2-0,4mm		*			✓	
	29	Movable cam : Dimension of Movable cam (Fully closed: 60±0.5)		*			✓	
	30	Movable cam : Clearance with landing sill, Gap Movable cam and Interlock roller		*			✓	
	31	Car guide shoe / roller : check gap, check crack / damage, noise and rust roller				*	✓	
	32	Lubricator : Check leaking, oil int the box, clean lubricator and oil if leaking, Check oil condition on rails.	*				✓	
	33	Wiring on the top car : avoid damage, proper location of wiring				*	✓	
	34	Emergency exit : check function switch CEH and not deactivate when running, check alarm bell	*				✓	
	35	Sheave car : noise, leaking grease, rope make into groove, lubricate grease			*		✓	
HOISTWAY	36	Check clearance between hoistway wiring / travelling cable running elevator				*	✓	
	37	Check shaft : water leaking, crack walls and abnormal guide rail and bracket				*	✓	
	38	Check OH sheave : abnormal noise, sheave groove				*	✓	
	39	Landing door : cleaning door rail (if necessary), check door hanger roller crack and noise	*				✓	
	40	Up thrust rollers / eccentric : Setting must be 0,2-0,4mm	*				✓	
	41	The Landing door can close by itself, check end stopper rubber not loose	*				✓	
	42	Check brake slippage (Stop during inspection operation : within 200mm)	*				✓	
	43	Check lift not stop when landing door shaked by hand	*				✓	
	44	Check the lift not running when the landing door is opening (CLS off)	*				✓	
	45	Check interlock device : clearance horizontal, vertical, contact point allowance	*				✓	
	46	Check 2IR : Gaps between sensors and floor plates		*			✓	
	47	Check limit switch : installation and operation, crack, peeling, noise of roller		*			✓	
	48	Main rope : tension, rust, broken, abrasion length, diameter and clip rope			*		✓	
	49	Governor rope : rust, broken, rope guide not tauching with governor rope			*		✓	
	50	Counterweight : frame and weight not contact scratch, cracks, loose bolt				*	✓	
	51	Sheave counterweight : noise, leaking grease, rope make into groove, lubricate grease			*		✓	
	52	Guide shoe counterweight : When shaked counterweight, check moving smoothly and retaining bracket untouched to rails				*	✓	
53	Giude shoe counterweight : check fixation and abrasion of GIB		*			✓		
54	Guide shoe counterweight : check crack, peeling on surface roller, noise		*			✓		
PIT	55	Pit : leaking, cleaning and oil pan, function all switch (buffer, TPS, CSS), Run-by	*				✓	
	56	Car sheave under car : check noise, grease and rope make into groove				*	✓	
	57	Check function overload and Load cell, check gap safety device left and right, Interlocking switch				*	✓	
	58	Tension pulley governor : cleaning pulley, distance tension pulley to floor pit		*			✓	
	59	Compensating chain : check twist, check distance with floor pit (200-300 mm)		*			✓	
	60	Compensating rope : check distance sheave compensating to floor, SW to cam to bracket		*			✓	
	61	Travelling cable : twist, damage, waving, distance with floor, not nearest to parts		*			✓	
	62	Buffer : Check oil level, installation status				*	✓	
OTHERS	63	Test Landic (ARD), test emergency light	*				✓	
	64	Test seismic sensor, test fire operation, check elvic / WTB if have				*	✓	

REMARKS : Movable cam rusak (Lupr, kaman.) URGENT. (sudah to)

  
CUSTOMER

1M = March, May, June, Sept, Nov  
3M = Jan, Apr, July, Oct  
6M = Feb, August  
12M = Dec

✓ = Good  
o = Replace or Adjust  
x = Damage  
- = None


APP. BY	CH. BY	ISS. BY
		

Site Name : Rt Merta Unduam.  
Time From : 19.00 TO : 16.00 SERVICED BY : Ash.

Date : 2 Maret 2022  
TOTAL OF UNIT : 1 (B11)




LOCATION	NO	DESCRIPTION	MAINTENANCE SCHEDULE				LIFT NO.	REMARKS
			1M	3M	6M	12M		
ELEVATOR OPERATION	1	Running Condition : noise, start-up shock, vibration and level accuracy floor	*				✓	
	2	Door operation : noise, vibration, multibeam, safety edge, sill condition	*				✓	
	3	Car fixture condition : light, fan, COB indicator, car call button and light button & VONIC	*				✓	
	4	Hall fixture condition : Hall Indicator display and hall call button, hall lantern	*				✓	
	5	Check Enhance/EC, set MIC time	*				✓	
	6	Check load capacity (by PMC)				*	✓	
MOTOR ROOM	7	Check : status entrance door, light, exhaust fan or AC, temperature	*				✓	
	8	Check : Interphone MR to Car, Storage state of brake release device and function brake reales	*				✓	
	9	Traction machine : check leakage grease, check temperature of Machine (70°C or less), clean	*				✓	
	10	Check status cable motor and encoder (wiring, connector, leaf spring) plate spring for fixing Encoder				*	✓	
	11	Greasing of motor bearing				*	✓	
	12	Main Sheave : check undercut (1mm or more), cracks, grease, no rope streak on the groove			*		✓	
	13	Check Brake : noise, vibration, powder of brake pad, without oil at the drum & disk, slip	*				✓	
	14	Annual overhaul / inspection brake (must record the results)				*	✓	
	15	Governor machine : noise, lubrication, no tauching rope GV, parts damage				*	✓	
	16	Control Panel ( ARD, COP, SPV, PRU, EOP): water leaking, temperature, cleaning	*				✓	
	17	Terminal contactor and relay do not loose connection and corrosion		*			✓	
18	Clean Fan Inverter				*	✓		
CAR	19	Car door : check each bolt (marking) was tightened and lubricates moving parts (if necessary)		*			✓	
	20	Car door hanger rail : car door hanger rail clean (if necessary), check noise from rail		*			✓	
	21	Car door V-belt drive : check tension V-belt, check cracks and damage		*			✓	
	22	Car door fixing cable : gap and clearance must be 10mm with parts hoistway		*			✓	
	23	Gate switch : check gap GS, car must stop if car door open	*				✓	
	24	CTL / OTL : must be turned on before 3 to 4 mm door fully closed / opened, check CTL position	*				✓	
	25	Terminal holding : check shaft and bearing roller, rust, noise, crack of roller	*				✓	
	26	Terminal holding : lubricate to shaft (if necessary)		*			✓	
	27	Door hanger roller : check bearing rollers crack or noise	*				✓	
	28	Up thrust rollers / eccentric : Setting must be 0,2-0,4mm		*			✓	
	29	Movable cam : Dimension of Movable cam (Fully closed: 60±0.5)		*			✓	
	30	Movable cam : Clearance with landing sill, Gap Movable cam and Interlock roller		*			✓	
	31	Car guide shoe / roller : check gap, check crack / damage, noise and rust roller				*	✓	
	32	Lubricator : Check leaking, oil int the box, clean lubricator and oil if leaking, Check oil condition on rails.	*				✓	
	33	Wiring on the top car : avoid damage, proper location of wiring				*	✓	
	34	Emergency exit : check function switch CEH and not deactivate when running, check alarm bell	*				✓	
	35	Sheave car : noise, leaking grease, rope make into groove, lubricate grease			*		✓	
HOISTWAY	36	Check clearance between hoistway wiring / travelling cable running elevator				*	✓	
	37	Check shaft : water leaking, crack walls and abnormal guide rail and bracket				*	✓	
	38	Check OH sheave : abnormal noise, sheave groove				*	✓	
	39	Landing door : cleaning door rail (if necessary), check door hanger roller crack and noise	*				✓	
	40	Up thrust rollers / eccentric : Setting must be 0,2-0,4mm	*				✓	
	41	The Landing door can close by itself, check end stopper rubber not loose	*				✓	
	42	Check brake slippage (Stop during inspection operation : within 200mm)	*				✓	
	43	Check lift not stop when landing door shaken by hand	*				✓	
	44	Check the lift not running when the landing door is opening (CLS off)	*				✓	
	45	Check interlock device : clearance horizontal, vertical, contact point allowance	*				✓	
	46	Check 2IR : Gaps between sensors and floor plates		*			✓	
	47	Check limit switch : installation and operation, crack, peeling, noise of roller		*			✓	
	48	Main rope : tension, rust, broken, abrasion length, diameter and clip rope			*		✓	
	49	Governor rope : rust, broken, rope guide not tauching with governor rope			*		✓	
	50	Counterweight : frame and weight not contact scratch, cracks, loose bolt				*	✓	
	51	Sheave counterweight : noise, leaking grease, rope make into groove, lubricate grease			*		✓	
	52	Guide shoe counterweight : When shaken counterweight, check moving smoothly and retaining bracket untouched to rails				*	✓	
	53	Guide shoe counterweight : check fixation and abrasion of GIB		*			✓	
	54	Guide shoe counterweight : check crack, peeling on surface roller, noise		*			✓	
PIT	55	Pit : leaking, cleaning and oil pan, function all switch (buffer, TPS, CSS), Run-by	*				✓	
	56	Car sheave under car : check noise, grease and rope make into groove			*		✓	
	57	Check function overload and Load cell, check gap safety device left and right, Interlocking switch				*	✓	
	58	Tension pulley governor : cleaning pulley, distance tension pulley to floor pit		*			✓	
	59	Compensating chain : check twist, check distance with floor pit (200-300 mm)		*			✓	
	60	Compensating rope : check distance sheave compensating to floor, SW to cam to bracket		*			✓	
	61	Travelling cable : twist, damage, waving, distance with floor, not nearest to parts		*			✓	
	62	Buffer : Check oil level, installation status				*	✓	
OTHERS	63	Test Landic (ARD), test emergency light	*				✓	
	64	Test seismic sensor, test fire operation, check elvic / WTB if have				*	✓	

REMARKS : - Car call button aw. 4pus. (Lt, 1, 3A, 5. Close).  
HSA 1200.

  
CUSTOMER

1M = March, May, June, Sept, Nov  
3M = Jan, Apr, July, Oct  
6M = Feb, August  
12M = Dec

✓ = Good  
o = Replace or Adjust  
x = Damage  
- = None

APP. BY	CH. BY	ISS. BY
		

# Faktur Pajak

Kode dan Nomor Seri Faktur Pajak : 010.003-22.10026645		
Pengusaha Kena Pajak		
Nama : PT FUJITEC INDONESIA Alamat : JALAN TAMAN ARIES RUKAN GRAND ARIES NIAGA BLOK G1 NO. 1A-1B , JAKARTA BARAT NPWP : 01.084.628.5-217.000		
Pembeli Barang Kena Pajak / Penerima Jasa Kena Pajak		
Nama : PERHIMPUNAN PERAWATAN PENDERITA PENYAKIT Alamat : JL. UNDAAN KULON 19, PENELEH, GENTENG SURABAYA 60274 NPWP : 01.479.766.6-611.000		
No.	Nama Barang Kena Pajak / Jasa Kena Pajak	Harga Jual/Penggantian/Uang Muka/Termin
1	LIFT MAINTENANCE SERVICE AT RS MATA UNDAAN PERIODE MARET 2022 Rp 2.650.000 x 1	2.650.000,00
Harga Jual / Penggantian		2.650.000,00
Dikurangi Potongan Harga		0,00
Dikurangi Uang Muka		0,00
Dasar Pengenaan Pajak		2.650.000,00
PPN = 10% x Dasar Pengenaan Pajak		265.000,00
Total PPnBM (Pajak Penjualan Barang Mewah)		0,00

Sesuai dengan ketentuan yang berlaku, Direktorat Jenderal Pajak mengatur bahwa Faktur Pajak ini telah ditandatangani secara elektronik sehingga tidak diperlukan tanda tangan basah pada Faktur Pajak ini.

JAKARTA BARAT, 30 Maret 2022



ARIEF SETIAWAN

No Invoice: C2203475